

The logo for Wold Architects and Engineers, featuring the word "Wold" in white text on a red, tilted rectangular background.

Wold

A photograph of a school gymnasium where children are participating in a physical education activity. The gym floor is marked with yellow and blue lines. Several orange traffic cones are placed on the floor to create a course. A child in the foreground is walking through the cones. In the background, other children are engaged in various activities, including one child sitting on the floor with a white object. A basketball hoop and backboard are visible in the upper center. The walls are white with a blue horizontal stripe, and there are windows at the top. A bulletin board with colorful papers is on the right wall.

COMMUNITY CONSOLIDATED SCHOOL DISTRICT 59

WOLD ARCHITECTS AND ENGINEERS | BOARD OF EDUCATION SEPT 11, 2023



COMMUNITY CONSOLIDATED
SCHOOL DISTRICT 59

OUR TEAM



Mike Eichhorn
Principal-in-charge
Wold Architects & Engineers



Alison Andrews
Educational Planner
Wold Architects & Engineers



David Filipowski
Project Designer
Wold Architects & Engineers



COMMUNITY CONSOLIDATED
SCHOOL DISTRICT 59

EDUCATIONAL ALIGNMENT ASSESSMENT PROCESS AND DATA

THANK YOU CCSD 59 LEADERSHIP AND STAFF WHO ASSISTED!

- Kim Barrett, Brentwood ES Principal
- Jill Doles, Brentwood ES Assistant Principal
- Rhae Bell, Fifth Grade Teachers
- Mia Engers, Art Teacher
- Emily Jordan, First Grade Teacher
- Karen Rambert, LRC Assistant
- Kelli Yaussy, Social Worker
- Mike Wheatley, Friendship JH Principal
- Dave Benes, 7th Grade Teacher
- Sarah Hamilton, 7th Grade ELA Teacher
- Teachers and Staff at all schools
- Alison Jenki, Grove JH Principal
- Jennifer Browning, Grove JH Assistant Principal
- Tracy Groark, 7th Grade Math Teacher
- Mike Kusibab, PE Teacher/Athletic Director
- Brandon Ragaller, 7th Grade Science Teacher
- Alma Ruiz, Dual Language Teacher
- Mark Rasar, Holmes JH Principal (former)
- Cindy Placka, Holmes JH Assistant Principal
- Kim Perry, Psychologist
- Jen McMillan, Art Teacher
- Julie Lannert, Instructional Coach
- Katrina Dietrich, Science Teacher
- Justin James, PE Teacher
- Facilities Department Staff
- Dr. Terri Bresnahan, Superintendent
- Ron O'Connor, Asst Superintendent Business Services
- Albert Tijerina, Director of Facilities and Operations
- Tom Luedloff, Associate Superintendent
- Dr. Katie Ahsell, Asst Supt of Student Services and Assessment
- Susan Savage, Assistant Superintendent of Instruction
- Ben Grey, Asst Supt for Innovative Learning and Communication
- Ross Vittore Asst Superintendent for Human Resources



COMMUNITY CONSOLIDATED
SCHOOL DISTRICT 59

EDUCATIONAL ALIGNMENT ASSESSMENT AGENDA

Agenda:

- Emerging Themes
- Physical Conditions
- Safety and Security
- Capacity and Enrollment
- Curriculum Initiatives and Delivery






COMMUNITY CONSOLIDATED
SCHOOL DISTRICT 59

EDUCATIONAL ALIGNMENT ASSESSMENT OBJECTIVES


- Comparison of 3 Junior Highs
- Limitations of Brentwood
- Safety and Supervision
- Overall limited future-ready, flexible





COMMUNITY CONSOLIDATED
SCHOOL DISTRICT 59

EDUCATIONAL ALIGNMENT ASSESSMENT PROCESS AND DATA



INTERVIEWS

Principals
Teachers
Special Services
Curriculum
Safety and Security
Facilities

DATA

Use
Circulation
Activities
Curriculum
Enrollment
Master Schedules
Physical Environment



COMMUNITY CONSOLIDATED
SCHOOL DISTRICT 59

OVERVIEW

EMERGING THEMES

- Equitable Experience
- Engagement and Welcoming to All
- Limiting Factors of Architecture and Site
- Food Service and Health
- Fine Arts
- ESL and Special Services
- Future Forward and Flexible Environment
- Multi-Dimensional Opportunities





Building Age Chart

School	Building Square Footage	Year Build	Additions	Average Age	Core Classroom Sizes
Brentwood	54,148	1963	1967, 1995	48	645-830 SF
Friendship	101,668	1971	2000	37	850-1,025 SF
Grove	116,274	1960	1961, 1963, 1966, 1975, 1995, 2000, 2002	49	650-950 SF
Holmes	88,987	1966	1969, 2002	44	670-900 SF



COMMUNITY CONSOLIDATED
SCHOOL DISTRICT 59

OVERVIEW RUBRIC

Numerical % of Adequacy compared with a new future forward elementary or middle school designed today using a 9-Category Rubric:

- Brentwood – 58%
- Friendship – 63%
- Grove – 59%
- Holmes – 62%

GROVE JUNIOR HIGH SCHOOL					
CATEGORY	RATING (9-5)	WEIGHT (1-5)	TOTAL	MAX. POSSIBLE	% OF MAX.
I. ADIACENCIES/SPACE RELATIONSHIPS					
A CLASSROOM GROUPINGS	3	1	3	5	60.0%
B LOCATION OF LRC	3	1	3	5	60.0%
C LOCATION OF DINING	3	1	3	5	60.0%
D LOCATION OF MAIN OFFICE	4	1	4	5	80.0%
F WAYFINDING	4	1	4	5	80.0%
F COMMUNITY USE	3	1	3	5	60.0%
II. PHYSICAL CHARACTERISTICS					
A ACCESSIBILITY	1	1	1	5	20.0%
B CORRIDOR WIDTH	2	1	2	5	40.0%
C AREA PER STUDENT	3	1	3	5	60.0%
III. LEARNING ENVIRONMENT					
A LIGHTING	4	1	4	5	80.0%
B ACOUSTICS	3	1	3	5	60.0%
C NOISE	4	1	4	5	80.0%
D ODORS	3	1	3	5	60.0%
E DAYLIGHT/WINDOWS	3	1	3	5	60.0%
F DAYLIGHT CONTROL	2	1	2	5	40.0%
G HVAC	4	1	4	5	80.0%
H FLOOR COVERING	3	1	3	5	60.0%
IV. TECHNOLOGY					
A DIGITAL ACCESS	5	1	5	5	100.0%
B INFRASTRUCTURE	4	1	4	5	80.0%
C ELECTRICAL	3	1	3	5	60.0%
D EQUIPMENT SPACES	3	1	3	5	60.0%
V. CAPACITY					
A CLASSROOM UTILIZATION	5	1	5	5	100.0%
B INFRASTRUCTURE	3	1	3	5	60.0%
C SITE UTILIZATION	0	1	0	5	0.0%
D PARKING	4	1	4	5	80.0%
VI. SECURITY AND SUPERVISION					
A SITE LIGHTING	5	1	5	5	100.0%
B PLAYGROUNDS/PLAY FIELDS	4	1	4	5	80.0%
C BUS LOADING/UNLOADING	2	1	2	5	40.0%
D PARENT DROP OFF/PICK UP	1	1	1	5	20.0%
E ALARM/COMMUNICATIONS	5	1	5	5	100.0%
F BUILDING ENTRANCES	5	1	5	5	100.0%
G CORRIDOR SUPERVISION	3	1	3	5	60.0%
VII. PROGRAM SUPPORT					
A CLASSROOMS	2	1	2	5	40.0%
B SCIENCE	3	1	3	5	60.0%
C LEARNING RESOURCE CENTER	4	1	4	5	80.0%
D PHYSICAL EDUCATION	4	1	4	5	80.0%
E CAFETERIA	1	1	1	5	20.0%
F EXPLORATORY/FINE ARTS	2	1	2	5	40.0%
G SPECIAL EDUCATION	2	1	2	5	40.0%
H LARGE GROUP ACTIVITIES	1	1	1	5	20.0%
I SMALL GROUP ACTIVITIES	1	1	1	5	20.0%
VIII. INSTRUCTIONAL AIDS					
A WRITING SURFACE	2	1	2	5	40.0%
B TACK SURFACE	3	1	3	5	60.0%
C VIDEO PROJECTION	3	1	3	5	60.0%
D INTERACTIVE DEVICES	3	1	3	5	60.0%
E INSTRUCTIONAL/TEACHER STORAGE	2	1	2	5	40.0%
F STUDENT STORAGE	3	1	3	5	60.0%
G ACCESS TO WATER	3	1	3	5	60.0%
H STUDENT FURNITURE	3	1	3	5	60.0%
I INSTRUCTOR/TEACHER FURNITURE	2	1	2	5	40.0%
IX. EDUCATIONAL PLAN/CURRICULUM GOALS					
A SUPPORT OF PLAN, GOALS, & OBJECTIVES	2	1	2	5	40.0%
NUMERICAL EVALUATION TOTAL		150	150	255	58.8%



Adjacencies and Supervision

- Libraries at center, Classroom group by grade together.
- Fine Arts rooms - separated at Holmes. FJH and GJH grouped.
- ADA - not all accessible at GJH. Supervision and congestion at pinch points.

Classroom environment not consistent

- Lighting, A/C, Tech. are adequate
- Daylight, Odors - concern at FJH.
- Flooring, Finishes - vary in age, type, color, branding, appeal. Better at HJH.
- AV, Electrical Access - need standardized layout within CR.



COMMUNITY CONSOLIDATED
SCHOOL DISTRICT 59

SECURITY AND SAFETY CURRENT MEASURES AND FUTURE

Security and Safety Audit

- Significant measures already in place to create secure environments including secure vestibules, doors, lighting, cameras, hardware enhancements.
- Supervision: Congestion at circulation points schools - causing pinch or blind points. At-capacity spaces like cafeteria create concerns for behavior issues.
- Exterior: Traffic and Parking. FJH entry not clear. Brentwood significant parking and flow concerns.



CAPACITY VS ENROLLMENT - SF/Student

School	2023/2024 Enrollment	Building Square Footage	Current SF/Student	Recommended SF/Student (outdated standards)	Recommended SF/Student (current standards)
Brentwood	407	54,148	133	120-125	135-140
Friendship	604	101,668	168	130-140	160-180
Grove	774	116,274	150	130-140	160-180
Holmes	441	88,987	202	130-140	160-180



COMMUNITY CONSOLIDATED
SCHOOL DISTRICT 59

CAPACITY VS ENROLLMENT CAPACITY DEFINITIONS

‘Capacities’ reflect use, function, flexibility.

Capacity Types:

- Instructional Capacity - standard SF/student
- Desired Capacity - 22 students per CR at utilization rate for the 2023-24 school year
- Potential Capacity - 25 students per CR at 75% utilization rate

FRIENDSHIP JUNIOR HIGH SCHOOL							
Room No.	Room Name	Area	Assignable SF (ASF)	Instructional Capacity (IC)	Desired Capacity	Potential Capacity	2023-24 Enrollment
100A	CLASSROOM	876	35	25	22	25	
100B	CLASSROOM	873	35	25	22	25	
100C	CLASSROOM	878	35	25	22	25	
100D	CLASSROOM	882	35	25	22	25	
102A	CLASSROOM	872	35	25	22	25	
102B	CLASSROOM	869	35	25	22	25	
102C	CLASSROOM	871	35	25	22	25	
102D	SCIENCE LAB	876	50	18	22	25	
104	CLASSROOM - CCIP	510	50	10	10	15	
106	CLASSROOM - CCIP	510	50	10	10	15	
107	CLASSROOM - Reading Intervention	823	50	16	---	---	---
108	ART	1,400	40	35	22	25	
109	SCIENCE LAB	1,024	50	20	22	25	
110	CLASSROOM - SPED Intervention	569	50	11	---	---	---
111	SCIENCE LAB	1,026	50	21	22	25	
116	CLASSROOM	857	35	24	22	25	
200C	CLASSROOM	856	35	24	22	25	
200D	CLASSROOM	866	35	25	22	25	
202A	CLASSROOM	877	35	25	22	25	
202B	CLASSROOM	866	35	25	22	25	
202C	CLASSROOM	866	35	25	22	25	
202D	CLASSROOM	876	35	25	22	25	
204A	CLASSROOM - CCIP	528	50	11	10	15	
206	CONFERENCE	250	35	7	---	---	---
209	SCIENCE LAB	1,026	50	21	22	25	
210A	CLASSROOM	875	35	25	22	25	
210B	CLASSROOM	866	35	25	22	25	
210C	CLASSROOM	863	35	25	22	25	
210D	CLASSROOM	871	35	25	22	25	
211	SCIENCE LAB	1,026	50	21	22	25	
212A	CLASSROOM - Math Intervention	369	50	7	---	---	---
212B	LIFE SKILLS (FACS)	1,840	40	46	22	25	
333	CLASSROOM - SPED Intervention	460	50	9	---	---	---
334	PROJECT LEAD THE WAY	1,937	40	48	22	25	
335	CLASSROOM	890	35	25	22	25	
336	CLASSROOM	890	35	25	22	25	
337	CLASSROOM	890	35	25	22	25	
341	CLASSROOM	893	35	26	22	25	
342	CLASSROOM	887	35	25	22	25	
343	CLASSROOM	889	35	25	22	25	
344	CLASSROOM	885	35	25	22	25	
420	MULTI-PURPOSE	3,631	75	48	22	25	
425	AUDITORIUM	2,017	15	134	---	---	---
426	ORCHESTRA PIT	152	15	10	---	---	---
429	STAGE (MUSIC)	1,752	40	44	22	25	
430	GYMNASIUM	7,758	75	103	44	50	
433	FITNESS	1,951	75	26	22	25	
461	CAFETERIA	3,107	15	207	---	---	---
462	BAND/ORCHESTRA	1,431	40	36	22	25	
479	CLASSROOM - Staff Lounge	918	35	26	---	---	---
L110	LEARNING RESOURCE CENTER	4,694	50	94	---	---	---
	TOTAL	---	---	1,143	888	1,020	604
	UTILIZATION RATE	---	---	80%	80%	75%	
	TOTAL	---	---	914	710	765	604



JUNIOR HIGH COMPARISONS

	Brentwood Elementary	#	Friendship Junior High	#	Grove Junior High	#	Holmes Junior High	#
<i>K-8 Utilized Classrooms</i>		23		39		53		41
<i>K-8 SpEd self contained Utilized Classrooms</i>		0		3		0		1
Enrollment (2023-24 Utilization)	407		604		774		441	

Desired Capacity	484	22	858	39	1,166	52	770	35
Desired Capacity SpEd Self-Contained	0	0	30	3	0	0	10	1
Utilization Rate (2023-24 Utilization)	100%		80%		79%		67%	
Total Desired Capacity	484	22	710	42	903	52	522	36
Ratio of Enrolled to Potential Capacity	81%		79%		79%		66%	
Potential Capacity	500	20	765	42	975	52	667	36
Total Instructional Capacity (IC)	463	22	914	42	1,056	52	641	36

Total Building SF	54,148	SF	101,668	SF	116,274	SF	88,987	SF
SF / Student (Current Enrolled)	133		168		150		202	
SF / Student (Desired)	112		133		119		133	
SF / Student (Instructional)	117		111		110		139	
General Guideline Elementary: 135-140 sf / student Middle: 160-180 sf / student								
Site Acreage	3.30		5.50		10.20		6.20	
General Guideline Elementary: 5-10 acres + 1 per 100 students Middle: 25-35 acres + 1 per 100 students								

- Ratio of Enrollment to Potential Capacity is 75% Target.
- Holmes at 66%, Friendship and Grove at 79% = **14% difference.**
- Holmes with higher capacity affords for ability to “spread” out with small groups, and pull for District Educational Life Skills (ELS).



COMMUNITY CONSOLIDATED
SCHOOL DISTRICT 59

CAPACITY VS ENROLLMENT JUNIOR HIGH UTILIZATION PLANS



FRIENDSHIP JH



GROVE JH



HOLMES JH

	Friendship Junior High	#	Grove Junior High	#	Holmes Junior High	#
Total Building SF	101,668	SF	116,274	SF	88,987	SF
SF / Student (Current Enrolled)	168		150		202	
SF / Student (Desired)	133		119		133	
SF / Student (Instructional)	111		110		139	
General Guideline						
Elementary: 135-140 sf / student						
Middle: 160-180 sf / student						



CAPACITY VS ENROLLMENT JUNIOR HIGH COMPARISONS

- Building SF/Student: range from 150 - 202 SF / student = **34% difference.**
- Classroom Size: range from 630 - 850 SF = **35% difference.**

Education Space:	Guideline SF	Brentwood Elementary #	Friendship Junior High #	Grove Junior High #	Holmes Junior High #
Kindergarten I	1,200-1,500	960 2	-	-	-
Classrooms 1	850-950	-	-	630 4	670 6
Classrooms 2		710 10	-	710 5	750 6
Classrooms 3		780 10	-	800 16	850 5
Classrooms 4		890 1	870 25	900 8	1,050 3
Science 1	1,100-1,400	-	870 1	800 2	-
Science 2		-	1,026 4	1,160 4	1,080 4
Gym - Elementary	3,000-5,000	2,860 2	-	-	-
Gym - Secondary	6,000-8,000	-	7,758 2	6,744 4	6,766 2
Fitness Center	1,500-3,000	-	1,951 1	3,630 1	3,489 2
Multipurpose Room 1	2,000-4,000	-	3,631 1	3,490 1	-
Multipurpose Room 2		-	-	-	-
Choir	1,000-1,500	-	at stage	in Orch	1,070 1
Orchestra	1,000-1,500	-	at Band	1,360 1	1,376 1
Music	1,000-1,500	in mobile	at stage	931 1	-
Band	1,000-1,500	420	1,431 1	2,168 1	2,084 1
Art	1,000-1,500	in mobile	1,400 1	1,807 1	1,077 1
Drama	850-950	-	-	1,200 1	750 1
PLTW Lab	1,000-1,200	-	1,937 1	1,768 1	2,672 1
FACS (Life Skills)	1,000-1,200	-	1,840 1	1,636 1	1,056 1
Cafeteria / Commons	12-15 sf/Student	3,490	3,107	3,343	3,837
Auditorium	15 SF/student	-	2,017	-	-
Stage	600 min	-	1,100 1	817	1,030
LRC / LMC	2,000 - 4,000	2,840	5,113	4,908	4,117
LRC Small Group	150-350	-	-	-	390
Interventionist 1	450-750	250 4	370 1	435 1	400 4
Interventionist 2		-	450 2	522 1	-
Interventionist 3		720 2	823 1	800 2	-
SpEd Classroom (CCIP)	750-1,200	-	510 3	-	-
SpEd Classroom (ELS)	750-1,200	-	-	-	960 1
Staff Lounge / Work	1,000 min	1,090	910	710	1,548
Admin. (incl. Nurse)	varies	1,275	2,842	3,605	3,096
Professional Development	1,000-2,000	-	-	-	-
Kitchen	varies	170	-	-	-

Friendship Junior High	#	Grove Junior High	#	Holmes Junior High	#
-	-	-	-	-	-
-	-	630 4	-	670 6	-
-	-	710 5	-	750 6	-
-	-	800 16	-	850 5	-
870 25	-	900 8	-	1,050 3	-
870 1	-	800 2	-	-	-
1,026 4	-	1,160 4	-	1,080 4	-



CURRICULUM INITIATIVES AND DELIVERY JUNIOR HIGH SCHOOL COMPARISONS

Cafeterias undersized at FJH, GJH (appropriate at HJH) for the Potential Capacity of the building. All spaces do not support food serverly, queuing, deliveries, prep or choice adequately.



FRIENDSHIP JH



GROVE JH



HOLMES JH



CURRICULUM INITIATIVES AND DELIVERY JUNIOR HIGH SCHOOL COMPARISONS

- Gyms adequate in size (Grove, Holmes needs more program spaces).
- Gym sizes range 6,700 - 7,800 SF = **16% difference.**
- Gyms too small for whole-school assembly seated at bleachers.



FRIENDSHIP JH



GROVE JH



HOLMES JH



CURRICULUM INITIATIVES AND DELIVERY JUNIOR HIGH SCHOOL COMPARISONS

- Music teaching stations are undersized and do not support need for practice rooms, instrument storage, and full rehearsals – GJH, HJH.
- Friendship has Auditorium - inequity.
- Auditorium and Stage at Friendship JH only. Stage at Grove JH, No stage at Holmes JH. MPR are used for full-grade assemblies.



FRIENDSHIP JH



GROVE JH



HOLMES JH



CURRICULUM INITIATIVES AND DELIVERY JUNIOR HIGH SCHOOL COMPARISONS

- Classroom instructional aids (writing surfaces, storage, furnishings)
- Science
- LRC
- Special Ed, CCIP ,Offices, Small Group



FRIENDSHIP JH



GROVE JH



HOLMES JH



CAPACITY VS ENROLLMENT BRENTWOOD UTILIZATION PLAN

- Ratio of Enrollment to Potential Capacity is 81% (target ratio is 75%)
- Building SF/student = 133 sf/student
- Mobile classrooms used for Art and Music
- Programs being sent to other schools

	Brentwood Elementary	#
Total Building SF	54,148	SF
SF / Student (Current Enrolled)	133	
SF / Student (Desired)	112	
SF / Student (Instructional)	117	
General Guideline Elementary: 135-140 sf / student Middle: 160-180 sf / student		





COMMUNITY CONSOLIDATED
SCHOOL DISTRICT 59

CURRICULUM INITIATIVES AND DELIVERY BRENTWOOD ELEMENTARY

- Gym undersized - a 2nd gym space is needed
- Café/MPR – size and no server
- LRC – been encroached into significantly
- Spaces do not support size needed for Potential Capacity



BRENTWOOD GYM



BRENTWOOD CAFÉ



BRENTWOOD LRC



COMMUNITY CONSOLIDATED
SCHOOL DISTRICT 59

CURRICULUM INITIATIVES AND DELIVERY BRENTWOOD ELEMENTARY


- Typical Classroom
- ESL and Dual-language needs
- Expansion needs



BRENTWOOD I-5 CLASSROOM



KINDERGARTEN



TEMPORARY MOBILE CR



COMMUNITY CONSOLIDATED
SCHOOL DISTRICT 59

PLANNING PROCESS

BRENTWOOD STUDY - NEXT STEPS

September - October 2023

- Assess structure
- Confirm space program needs and enrollment
- Test-fit building addition(s)
- Expansion and remodel feasibility

November 2023 - to Board





COMMUNITY CONSOLIDATED
SCHOOL DISTRICT 59

ACTIVITIES AND COMMUNITY USE ASSESSMENT FINDINGS

- Limited green spaces
- Gym - inconsistent use
- Brentwood PTO - very active
- Potential for more use of MPR, LRC, & auditorium





Q+A / DISCUSSION

